

Project	Quantity	Item #
Model Specified:		CSI Section 11400

Roll-In Double Depth Refrigerators and Freezer Models/Self-Contained



Model RRI264LUT-FHS

Two & Three Section Roll-In Models - 64" Deep



Stainless Exterior
& Interior

2-Section Refrigerator Model	RRI264LUT-FHS
3-Section Refrigerator Model	RRI364LUT-FHS
2-Section Freezer Model	RIF264LUT-FHS
3-Section Freezer Model	RIF364LUT-FHS

The R-Series "L-Height" Roll-In Double Depth Refrigerator and Freezer lines are designed to offer storage capacity and easy access for 66" high racks. They are supplied standard with all the Traulsen top of the line features, such as balanced refrigeration systems, next generation INTELA-TRAUL® controls and stainless steel exteriors. Additionally, they offer the widest range of optional accessories, and can be modified for many applications, such as: correctional, export, etc. Racks are not supplied by Traulsen.

Standard Product Features

- Stainless Steel Exterior & Interior
- INTELA-TRAUL® Microprocessor Control System
- Balanced, Self-Contained Refrigeration System Using R-134A or R-404A Refrigerant
- Full Length Stainless Steel Doors With Locks
- Self-Closing Doors With Stay Open Feature At 120 Degrees
- Guaranteed For Life Cam-Lift Hinges
- Guaranteed For Life Horizontal Work Flow Door Handle
- Standard Door Hinging: 232L = Left/Right, 332L = Left/Right/Right (other hinging available)
- Automatically Activated Incandescent Lights
- Stainless Steel Breaker Caps
- Accommodates Roll-In Racks Up To 66" High (provided by others)
- Automatic Non-Electric Condensate Evaporator (refrigerator models only)
- Magnetic Snap-In Door Gaskets
- Stainless Steel Door Liner
- Stainless Steel Interior Rack Guides
- Stainless Steel Threshold Ramps
- Controllable Anti-Condensate Door Perimeter Heaters
- Thermostatic Expansion Valve Metering Device
- Stainless Steel One-Piece Louver Assembly
- One Year Parts And Labor Warranty
- Two Year Control Warranty (parts and labor)
- Five Year Compressor Warranty

Options & Accessories

- Stainless Steel Finished Back With Rear Louvers
- Re-Hinging Feature For Doors
- Chrome Plated Shelf Package For Roll-In Model (includes three shelves per section)
- Additional Chrome Plated Shelves For Above
- Stainless Steel Shelf Package For Roll-In Model (includes three shelves per section)
- Additional Stainless Steel Shelves For Above
- Locking Hasps (padlocks supplied by others)
- Kool Klad Exterior Laminate Decor
- Floor Mounted Electric Condensate Evaporator (for use with freezer models only)
- Clear Glass Doors (refrigerator models only)
- Fluorescent Lights (refrigerator models only)
- Prison/Correctional Facilities Options
- Remote Applications (see spec sheet 12-2 for more details)
- Two Year Service/Labor Warranty Available

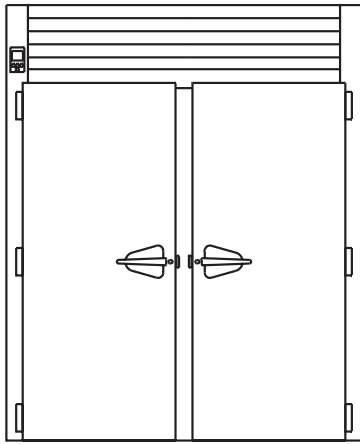
Approval: _____



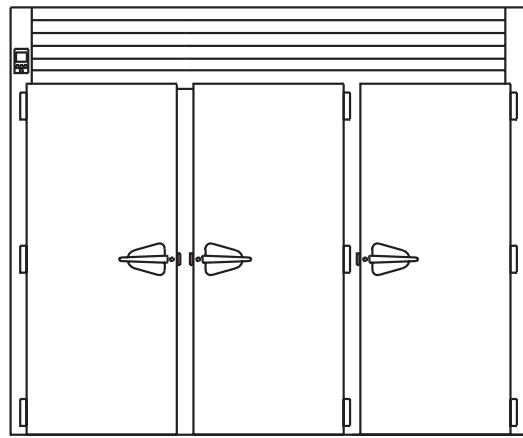
TRAULSEN
4401 BLUE MOUND RD.
PHONE 1 (800) 825-8220
Website: www.traulsen.com

FT. WORTH, TX 76106
FAX-MKTG. 1 (817) 624-4302

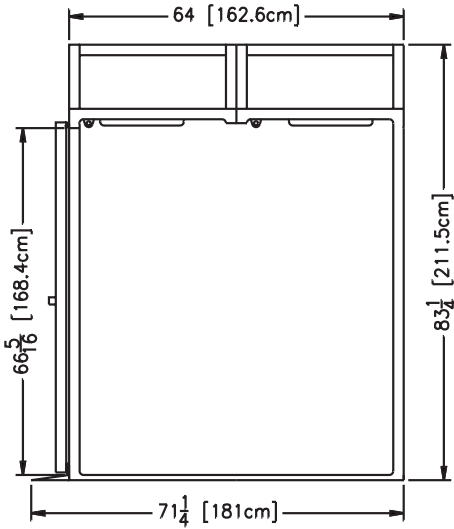
SECTION
7-6



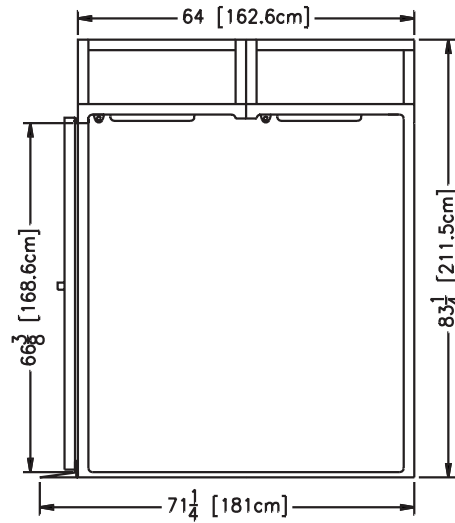
RRI264LUT Front View



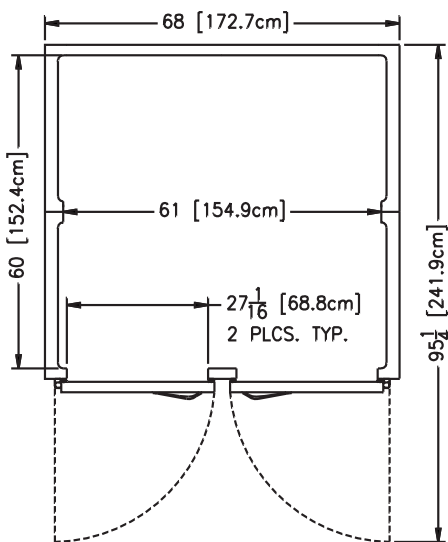
RRI364LUT Front View



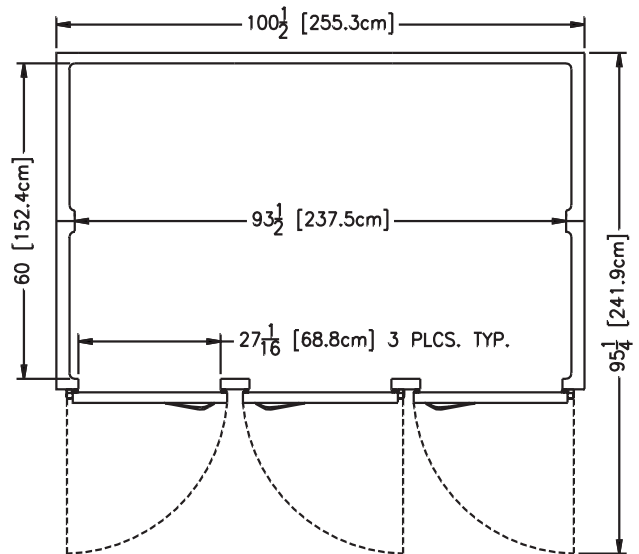
RRI264LUT Side View



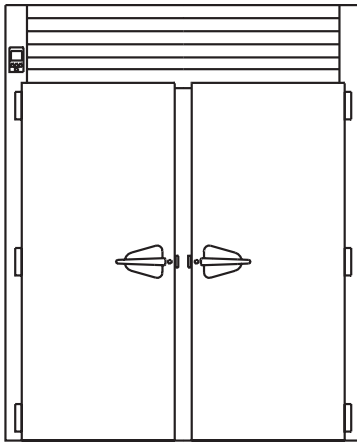
RRI364LUT Side View



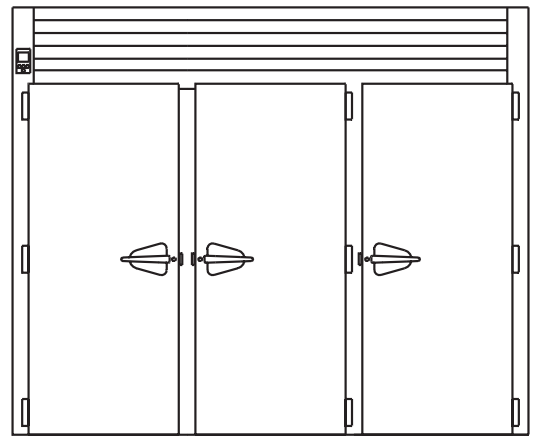
RRI264LUT Top View



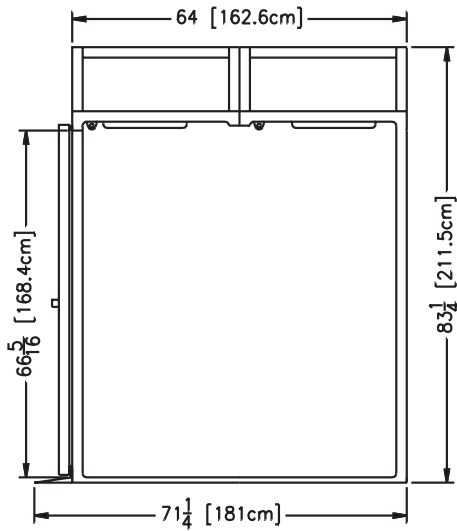
RRI364LUT Top View



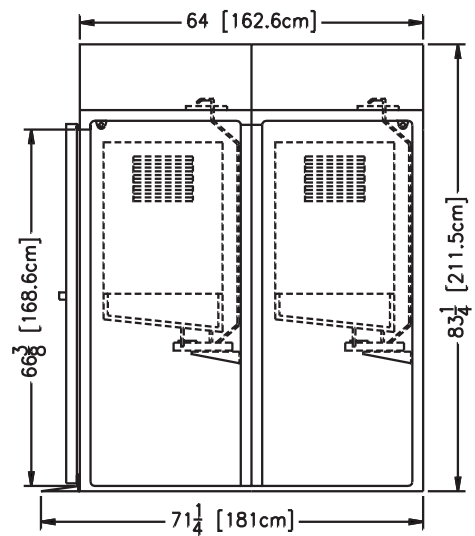
RIF264LUT Front View



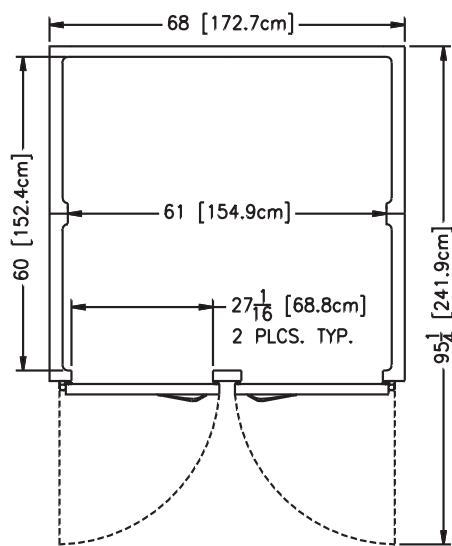
RIF364LUT Front View



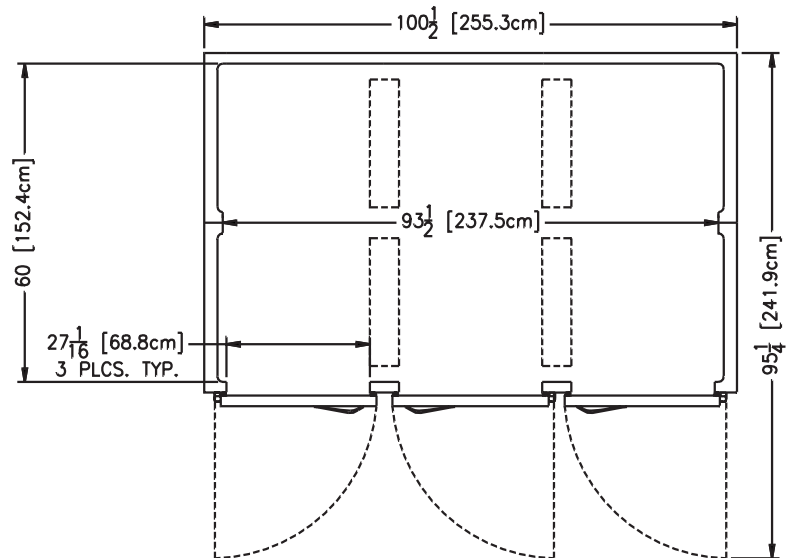
RIF264LUT Side View



RIF364LUT Side View



RIF264LUT Top View



RIF364LUT Top View



Project	Quantity	Item #
Model Specified:		CSI Section 11400

Specifications

Construction, Hardware and Insulation

Cabinet exterior, including front, one piece sides, louver assembly and doors are constructed of heavy gauge stainless steel. Cabinet interior and door liners are constructed of stainless steel. Exterior cabinet top, back and bottom are constructed of heavy gauge aluminized steel. The interior floor is constructed of stainless steel and insulated with ¾" of resilient cork. A readily attachable stainless steel ramp is provided.

Doors are equipped with heavy-duty, extruded wiper gasket for sealing to bottom ramp, removable plug cylinder locks and guaranteed for life cam-lift, gravity action, self-closing metal, glide hinges with stay open feature at 120 degrees. Hinges include a switch to automatically activate the interior incandescent lighting. Guaranteed for life, work flow door handle is mounted horizontally over recess in door which limits protrusion from door face into aislaways.

Easily removable for cleaning, vinyl magnetic door gasket assures tight door seal. Anti condensate heaters are located behind each door opening.

Cabinet and door contains high density, non-CFC, foamed in place polyurethane insulation.

Controller

The easy to use water resistant INTELA-TRAUL® microprocessor control system is supplied standard. Unit is NAFEM Data Protocol communication (NDP) ready. Optional hardware required to be NDP compliant. Third party software required for network connection. It includes a 3-Digit LED Display, Fahrenheit or Celsius Temperature Scale Display Capability, Defrost Lockout Feature (freezer models only) and an RS485 data port. In addition it includes audio/visual alarms for: Hi/Lo Cabinet Temperature, Door Open, Clean Condenser, Evaporator Coil and Discharge Line Sensor Failures, and Power Supply Interruption.

Refrigeration System - Refrigerator Models

A top mounted, self-contained, balanced refrigeration system using R-134a refrigerant is conveniently located behind the one piece louver assembly. It features a plenum effect blower coil, large, high humidity evaporator coil located outside the food zone, and a top mounted non-electric condensate evaporator. Standard operating temperature is 36 to 38°F.

Refrigeration System - Freezer Models

A top mounted, self-contained, balanced refrigeration system using R-404A refrigerant is conveniently located behind the one piece louver assembly. It features a plenum effect blower coil, large, high humidity, interior mounted mullion coils, and an automatic preset time activated electric defrost. A floor drain or optional electric condensate evaporator is required for condensate removal. Standard operating temperature is 0 to -5°F.

Interior

Readily removable, interior-mounted, stainless steel guides for rack are provided for protection. Maximum rack size with wheels inboard of frame is 27" wide by 29" deep by 66" high. Racks supplied by others.

Warranties

Both a one year parts and labor warranty and a five year compressor warranty (self-contained models only) are provided standard. An optional 2nd year extended parts and labor warranty is also available. In addition the INTELA-TRAUL® control is warranted by a two year parts and labor warranty.

DIMENSIONAL DATA	RRI264LUT	RRI364LUT	RIF264LUT	RIF364LUT
Net capacity cu. ft.	154.5 (4377 cu l)	239.0 (6771 cu l)	154.5 (4377 cu l)	239.0 (6771 cu l)
Length - overall in.	68 (172.7 cm)	100½ (255.3 cm)	68 (172.7 cm)	100½ (255.3 cm)
Depth - overall in.	67⅞ (171.6 cm)	67⅞ (171.6 cm)	67⅞ (171.6 cm)	67⅞ (171.6 cm)
Depth - over body in.	64 (162.6 cm)	64 (162.6 cm)	64 (162.6 cm)	64 (162.6 cm)
Depth - with door open 90 degrees in.	95¼ (241.9 cm)	95¼ (241.9 cm)	95¼ (241.9 cm)	95¼ (241.9 cm)
Clear door width in.	27⅞ (68.8 cm)	27⅞ (68.8 cm)	27⅞ (68.8 cm)	27⅞ (68.8 cm)
Clear door height in.	66⅞ (168.4 cm)	66⅞ (168.6 cm)	66⅞ (168.4 cm)	66⅞ (168.6 cm)
Height - overall in.	83¼ (211.5 cm)	83¼ (211.5 cm)	83¼ (211.5 cm)	83¼ (211.5 cm)
Rack Capacity	4	6	4	6
Net Wt. lbs.	700 (318 kg)	980 (445 kg)	820 (372 kg)	1130 (513 kg)
ELECTRICAL DATA				
Voltage	208-230/115/60/1	208-230/115/60/1	208-230/115/60/1	208-230/115/60/1
Feed wires with Ground	4	4	4	4
Full load amperes	17.0	19.2	22.0	31.6
Wattage ¹	2475	2795	3660	5258
REFRIGERATION DATA				
Refrigerant	R-134a	R-134a	R-404A	R-404A
BTU/HR H.P. ²	8400 (2 x ½ HP)	10240 (2 x ¾ HP)	10440 (2 x 1 HP)	15160 (4 x ¾ HP)

NOTES

NOTE: Figures in parentheses reflect metric equivalents.

- 1= Based on a 90 degree F ambient and 20 degree F evaporator for refrigerators and a 90 degree F ambient and -10 degree F evaporator for freezers.
- 2= Wattage is determined by listed amps X listed volts X an average run time of 70% for refrigerators and 80% for freezers.
- 3= For approximate remote weights deduct 40 lbs. from respective net or gross weight. For other information on remote models, please refer to spec sheet 12-2.
- 4= Shipped in two cartons for assembly at job site. For total shipping weight, double figure shown.

NOTE: When ordering please specify: Voltage, Hinging, Door Size, Options and any additional warranties. For fast order entry: Fax 1 (800) 765-8728.

REQUIRED CLEARANCES

In order to assure optimum performance, the condensing unit **MUST** have an adequate supply of air for cooling purposes. Therefore, the operating location must either have a minimum of 12" clearance overhead of the condensing unit or allow for unrestricted air flow at the back of the unit. Clearance of at least 12" above is required in order to perform certain maintenance tasks.

Continued product development may necessitate specification changes without notice.
Part No. TR35808 (revised 1/07)